

**Product Facts**

- Lightweight power unit — 2.3-3.3 lb [1.0-1.5 kg]; easy to handle
- Small size power unit — 11.6-12.9 [295-325]; useful in confined work areas
- Tool holders accept interchangeable crimp head assemblies to apply a variety of product lines:
  - Insulated and uninsulated terminals and splices
  - Insulated closed end splices
  - Insulated tabs and receptacles
  - Pin and socket contacts
  - Coaxial connectors
  - Modular plugs
  - Fiber optic connectors
- Terminates a wire range of 6-26 AWG [13-0.12 mm<sup>2</sup>], plus coaxial and fiber optic cable
- Operates by hand or foot switch
- Ratchet control available to provide complete crimp cycle — helps eliminate partial crimps
- Head assembly can be rotated to any angle to suit the operator
- A **CE** mark adjacent to a crimping head or adapter part number indicates it conforms to European Union Directives in hand-held applications
- Produced under a Quality Management System certified to ISO 9001

A copy of the certificate is available upon request.




**Technical Documents**

**Customer Manual**

409-5862 626 Pneumatic Tool Assemblies

**Instruction Sheets**

Listed in charts on pages 2 through 4



The 626 Pneumatic Tool System, as the name implies, will apply a broad range of products in the 6-26 AWG [13-0.12 mm<sup>2</sup>] wire range. A basic 626 Pneumatic Tool System requires a power unit, a tool holder, a crimp head assembly and a die set, when applicable.

This premium system is well suited for low- to medium-volume bench production and harness assembly operations. Since the crimp head can be rotated to any angle, the operator can also work on more difficult terminations in confined equipment cabinets or enclosures.

The crimping force is provided by a single power unit that can be hand held and actuated by a hand or foot switch. Tool holders with a ratchet feature are available to produce a complete crimp cycle; simply depressing the hand or foot

switch makes the dies fully bottom before you can open the jaws to release the crimped product. Now you have virtually the same complete crimp cycle control provided by the mechanical ratchet of premium CERTI-CRIMP hand tools — with much less operator effort.

Interchangeable tool holder assemblies and crimping heads are available to crimp a variety of products. Crimping heads for the earlier Model 2614 pneumatic power unit can be used with the 626 Pneumatic Tool System. If you are already using AMP® hand tools, many crimp heads and die sets can be removed, attached to an adapter with quick pins and used with the 626 Pneumatic Tool System. An adapter is even available to accept lower cost die sets of the PRO-CRIMPER II hand tool.

**Need more information?**

For more information, call the Technical Support Center at **1-800-522-6752**. The Center can provide you with:

- Product Support
- Catalogs
- Technical Documents
- Product Samples
- Distributor Locations.

1995, 1996, 1998 and 2000 by Tyco Electronics Corp. All Rights Reserved.

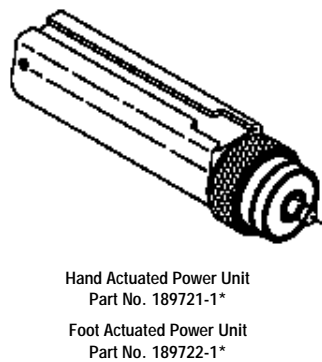
AMP, AMPLIMITE, AMPMODU, CERTI-CRIMP, COAXICON, COPALUM, FASTON, MATE-N-LOK, PIDG, PLASTI-GRIP, PLASTI-STRIP, PRO-CRIMPER, SOLISTRAND, STRATO-THERM, TERMI-FOIL, TETRA-CRIMP, T-HEAD and TYCO are trademarks.

## Ordering Information

A basic 626 Pneumatic Tool System requires a power unit, a tool holder, a head assembly and a die set, when applicable.

Six tool holder assemblies (i.e., tool holder and cam) accept the crimping heads, adapters and die sets listed on pages 4 through 6.

### Power Unit (See page 3.)



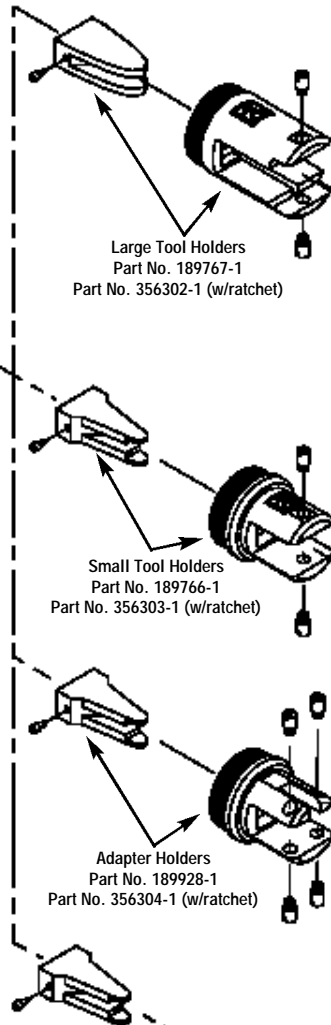
\*Change to "-2" suffix to order Power Unit for use with "C" Head Die Set Adapter

### Technical Documents

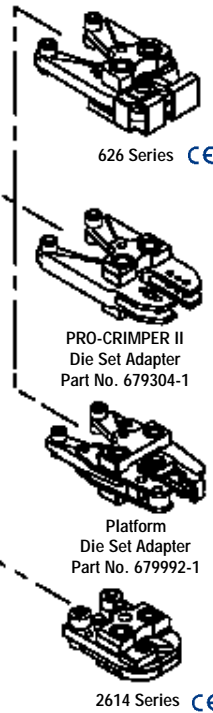
#### Instruction Sheets

- 408-4303 Tool Holders (P/Ns 356302-1 and 356303-1)
- 408-4321 Adapter Holder (P/N 356304-1)
- 408-4106 SAHT Adapter
- 408-4105 Straight Action Adapter
- 408-4214 T-HEAD Crimper
- 408-4190 Adapter Holder (P/N 189928-1) and "C" Head Adapter
- 408-4246 Dual Modular Plug Adapter
- 408-4485 DAHT Adapter

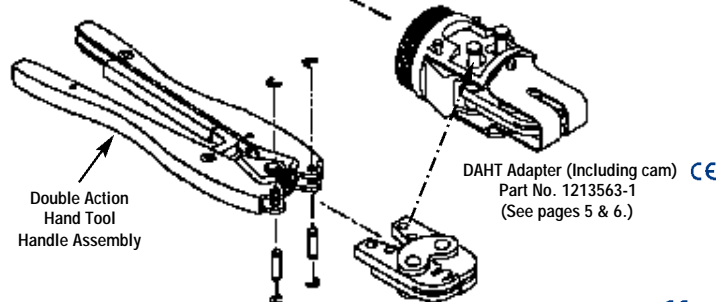
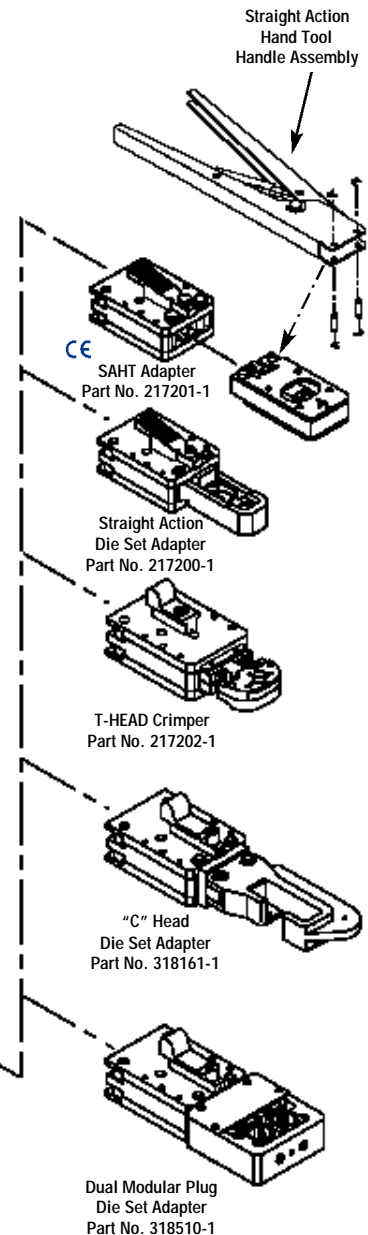
### Tool Holders (See page 3.)



### Crimping Heads (See page 4.)



### Adapters (See pages 5 & 6.)



Note: A **CE** mark adjacent to a crimping head or adapter indicates it conforms to European Union Directives in hand-held applications.

## Power Unit

### Specifications

**Outside Diameter** — 1.83 [45]  
**Length** — 8.88 [225] (9.00 [230] for Part Number 189721-1)  
**Grip Span** — 2.19 [55] over button/handle  
**Weight** — 1.32 lb [0.60 kg] (1.58 lb [0.72 kg] for Part Number 189721-1)  
**Air Pressure** — 90-100 psi [6.21-6.89 bar]  
**Air Displacement** — 11.14 in<sup>3</sup> [0.00018 m<sup>3</sup>]  
**Air Supply Hose** — 10 ft [3.05 m] long, 3/16 [4.8] I.D. with 1/8 [3.2] NPT fitting  
**Cycle Time** — 0.7-0.8 s (for 16-14 AWG [1.3-2 mm<sup>2</sup>] PIDG Terminals)



Style	Power Unit Part Number
Hand Actuated	189721-1*
Foot Actuated	189722-1* (shown)

\* Change to "-2" suffix to order Power Unit for use with "C" Head Die Set Adapter.

### Notes:

1. Power Units with a "-1" suffix can be converted to "-2" by ordering Booster Addition Kit Part No. 189720-1. (Instruction Sheet 408-4142)
2. 10 ft [3.05 m] Air Supply Hose (Part No. 38111) included with each power unit.
3. Order Tool Holders, Crimping Heads/Adapters separately.

### Bench Mount Assembly Part Number 856402-1\*

Instruction Sheet — 408-9741

Fully adjustable stand allows operator free use of both hands — recommended for maximum productivity.

### Specifications

**Base Size** — 8 x 8 [200 x 200]  
**Weight** — 6.5 lb [2.9 kg]  
**Bench Mounting Dimensions** — Base has two, 1/4 - 20 tapped holes on 6 [150] centerlines

\*Note: Not for use in the European Community



## Tool Holders


### Specifications

**Length with Head Assembly** —  
 Large — 3.88 [100] avg.  
 Small — 2.75 [70] avg.  
 Adapter Holder — 5.00 [125] avg.  
**Weight with Head Assembly** —  
 Large — 1.68 lb [0.76 kg] avg.  
 Small — .96 lb [0.44 kg] avg.  
 Adapter Holder — 1.31 lb [0.60 kg] avg.

### Technical Documents

#### Instruction Sheets

- 408-4190 Adapter Holder (P/N 189928-1)  
 408-4303 Tool Holders (P/Ns 356302-1 and 356303-1)  
 408-4321 Adapter Holder (P/N 356304-1)



Description	Part Number	
	With Ratchet Control (Complete Crimp Cycle)	Without Ratchet Control
Large	356302-1	189767-1
Small (shown)	356303-1	189766-1
Adapter Holder	356304-1	189928-1

## Crimping Heads and Die Sets

### Crimping Heads (for Large Tool Holders Part Number 189767-1 and Part Number 356302-1)



Products Applied	Wire Size Range		Crimping Head Part Number	Instruction Sheet Number	Die Set Part Number
	AWG	mm <sup>2</sup>			
PIDG FASTON Receptacles (P/N Series 6409□□ Only)	22-18	0.3-0.9	679305-1† (TETRA-CRIMP)	408-4099	—
	16-14	1.3-2			
	12-10	3-6			
PIDG Terminals and Splices, PLASTI-GRIP Terminals	22-16	0.3-1.3	679300-1 CE	408-4071	—
	16-14	1.3-2			
	12-10	3-6			
PIDG Terminals and Splices, PLASTI-GRIP Terminals	16-14 HD, 12-10	1.3-2 HD, 3-6	679300-1 CE	408-4071	—
PLASTI-STRIP Terminals, Ultra-Fast Plus FASTON Receptacles	22-18	0.3-0.9	679992-1††	408-4098	58079-3
	16-14	1.3-2			58080-3
Ultra-Fast FASTON Tabs and Receptacles	22-18	0.3-0.9	679992-1††	408-4098	90390-3
	16-14	1.3-2			90391-3
SOLISTRAND Uninsulated Terminals and Splices	22-10	0.3-6	679301-1 CE	408-4072	—
	8	8	1338757-1 CE		
	6	13	1338758-1 CE		
Adapter for PRO-CRIMPER II Die Sets	—	—	679304-1	408-4070	Request Catalog 82276 for a listing of over 75 die sets.
Closed End Splices (Insulated)	ECV 18-8	0.9-8	189896-1 CE	408-4111	—
	CES 18-10	0.9-6	189466-1 CE	408-4175	
STRATO-THERM Terminals and Splices	22-10	0.3-6	217206-1 CE	408-4110	—
	16-14	1.3-2	189447-1 CE	408-9989	
COPALUM Terminals and Splices	12-10	3-6	189444-1 CE		408-4366
	8	8	1320369-1† CE		
TERMINYL Terminals	8	8	904395-1 CE	408-4451	—
TERMI-FOIL Barrel Terminals, Strip Tap Terminals and Splices	8	8	217923-1 CE	408-4171	305956-3 (.016 [0.40] Max. Foil Thk.)
					305956-8 (.030 [0.75] Max. Foil Thk.)

† Equivalent to TETRA-CRIMP Hand Tool Part No. 59824-1; die set is NOT interchangeable.

†† Uses same die sets as Platform Die Hand Tool Part No. 58078-3.

‡ Requires Hand Actuated Power Unit Part No. 189721-2 or Foot Actuated Power Unit Part No. 189722-2.

### Crimping Heads (for Small Tool Holders Part Number 189766-1 and Part Number 356303-1)



Products Applied	Wire Size Range		Crimping Head Part Number	Instruction Sheet Number
	AWG	mm <sup>2</sup>		
Closed End Splices (Insulated)	*22-14	0.3-2	354422-1 CE	408-9893
	EC 22-10	0.3-6	354422-2 CE	408-9906
	VS 22-16	0.3-1.3	217205-1 CE	408-9761
PLASTI-GRIP Butt Splices	22-16	0.3-1.3	314868-1 CE	408-9775
	16-14	1.3-2	314869-1 CE	
PIDG Terminals and Splices and PLASTI-GRIP Terminals	22-16	0.3-1.3	314270-3 CE	408-9586
	16-14	1.3-2	314269-1 CE	
SOLISTRAND Uninsulated Terminals and Splices	22-16	0.3-1.3	314516-1 CE	408-9285
	16-14	1.3-2	314517-1 CE	
	14-12	2-3	314518-1 CE	

\* VS, ECN and ECV.


## Adapters, Crimping Heads and Die Sets

### For Adapter Holders Part Number 189928-1 and Part Number 356304-1

**Note:** Adapter Holder NOT required for DAHT Adapter.

These convenient adapters allow you to use the crimping heads and die sets from various CERTI-CRIMP straight action and double action hand tools (SAHTs and DAHTs) with the 626 Pneumatic Tool System. Now, hand tools used for prototype and limited production applications can be easily adapted for low- to medium-volume production.

Quick-release pins attach the crimping head to the adapter. A spring-loaded, slide switch or lever permits quick opening and closing of the die sets for insertion and removal of the crimped product.



Products Applied		Wire Size Range		DAHT Adapter	SAHT Adapter	Straight Action Adapter	"C" Head Adapter
Connector/ Terminal	Style	AWG	mm <sup>2</sup>	Part No. 1213563-1 for DAHT Assembly <sup>1</sup>	Part No. 217201-1 for SAHT Assembly <sup>1</sup> for Head Only	Part No. 217200-1 for Die Sets <sup>4</sup>	Part No. 318161-1 <sup>2,3</sup> for Die Sets <sup>4</sup>
AMPLIMITE Connector Contacts	Size 20 DF	28-24	0.08-0.2	—	90302-1	90302-2	—
		24-20	0.2-0.5	—	90430-1	90430-2	—
AMPMODU Connector Contacts	Mod. IV	28-22	0.08-0.3	—	90418-1	90418-2	—
		30-20	0.05-0.5	—	90202-2	90202-5	—
	Locking Clip Tandem Spring	26-22	0.12-0.3	—	90289-1	90289-2	—
		32-28	0.03-0.08	—	58342-2	58342-4	—
		26-22	0.12-0.3	—	58342-1	58342-3	—
CPC Connector, M Series Connector Contacts	Type II	32-24	0.03-0.2	—	—	—	90230-1
		24-20	0.2-0.5	—	—	—	90231-2
	Type III+	26-24	0.12-0.2	—	90066-7	90066-9	—
		24-20	0.2-0.5	—	90067-5	90067-7	—
		18-16	0.9-1.3	—	90067-4	90067-6	—
		18-14	0.9-2	—	90310-3	90310-4	—
	Type XII	16	1.3	—	—	—	90145-2
		14-12	2-3	—	—	—	90145-1
	Subminiature COAXICON	10-8	5-8	—	—	—	90140-1
		174 RG/U	—	—	—	—	69690
187 RG/U	—	—	—	—	—	69690-1	
FASTON Straight Receptacles (Premier Line Only)	250 Series	22-18	0.3-0.9	90166-1	—	—	—
		18-14	0.9-2	90165-1	—	—	—
		14-10	2-6	90120	—	—	—

<sup>1</sup> Requires removal of crimping head from hand tool assembly.

<sup>2</sup> Uses same die sets as "C" Head Hand Tool Part No. 69710-1.

<sup>3</sup> Requires Power Unit Part No. 189721-2 or 189722-2.

<sup>4</sup> This is only a partial listing. For die sets to crimp other AMP® product lines, contact the Technical Support Center at 1-800-522-6752.

**Adapters, Crimping Heads and Die Sets (Continued)**

**For Adapter Holders  
Part Number 189928-1 and  
Part Number 356304-1**  
**Note:** Adapter Holder NOT required  
for DAHT Adapter.

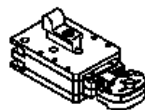


Products Applied		Wire Size Range		DAHT Adapter	SAHT Adapter		Straight Action Adapter	"C" Head Adapter
Connector/ Terminal	Style	AWG	mm <sup>2</sup>	Part No. 1213563-1 for DAHT Assembly <sup>1</sup>	Part No. 217201-1 for SAHT Assembly <sup>1</sup>	for Head Only	Part No. 217200-1 for Die Sets <sup>4</sup>	Part No. 318161-1 <sup>2,3</sup> for Die Sets <sup>4</sup>
MATE-N-LOK Connector Contacts	Commercial	30-22	0.05-0.3	—	90066-7	90066-9	—	—
		24-18	0.2-0.9	90123-2	—	—	—	—
		20-14	0.5-2	90124-2	—	—	—	—
	Universal & Universal II	24-18	0.2-0.9	—	90300-2	90300-3	—	—
		20-14	0.5-2	—	90296-2	90296-3	—	—
		20-18	0.5-0.9	—	90298-2	90298-3	—	—
		16-14	1.3-2	—	90299-2	90299-3	—	—
		12	3	—	—	—	—	58380-1
		10	6	—	—	—	—	58380-2
	Mini Universal	20-16	0.5-1.3	—	90707-1	—	—	—
		30-24	0.05-0.2	—	90717-2	—	—	—
		26-22	0.12-0.3	—	90710-2	—	—	—
Mini-Universal II	22-18	0.3-0.9	—	90711-2	—	—	—	
	20-16	0.5-1.3	—	90707-2	—	—	—	
	26-24	0.12-0.2	—	90326-1	—	—	—	
MR Connectors	Contacts	26-18	0.12-0.9	—	90325-1	—	—	—
		26-22	0.12-0.3	46121	—	—	69344	69344
PIDG Terminals & Splices, PLASTI-GRIP Terminals	Insulated	22-16*	0.3-1.3	47386	—	—	47806-2	47806-2
		16-14*	1.3-2	47387	—	—	47807-1	47807-1
		12-10	3-6	—	—	—	47808-6	47808-6
		26-22	0.12-0.3	46121	—	—	69344	69344
PLASTI-GRIP Butt Splices	Insulated	22-16	0.3-1.3	45160	—	—	—	—
		16-14	1.3-2	45575-1	—	—	—	—
		22-16	0.3-1.3	49935	—	—	47812	47812
SOLISTRAND Terminals & Splices	Uninsulated	16-14	1.3-2	49935	—	—	47813	47813
		12-10	3-6	49935	—	—	47814 (Stranded Only)	47814 (Stranded Only)
		58 RG/U	—	220187-1	—	—	—	220217-1
BNC/TNC Connectors	50-Ohm Commercial Dual Crimp	59 RG/U	—	220187-2	—	—	—	220217-2
		8281	—	220043-1	—	—	—	—
		174 RG/U	—	—	—	—	—	69422
N Connectors	50-Ohm Military Single Crimp	58 RG/U	—	—	—	—	—	69223-1
		58 RG/U	—	220045-2	—	—	—	220062-1
Mini UHF Connectors	Dual Crimp	58 RG/U	—	220149-1	—	—	—	58158-1
SMA Connectors	Military	58, 174 RG/U	—	220061-1	—	—	—	220091-1
Twin BNC Connectors	—	108 RG/U	—	—	—	—	—	69708

<sup>1</sup> Requires removal of crimping head from hand tool assembly.  
<sup>2</sup> Uses same die sets as "C" Head Hand Tool Part No. 69710-1.  
<sup>3</sup> Requires Power Unit Part No. 189721-2 or 189722-2.

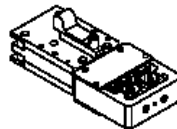
<sup>4</sup> This is only a partial listing. For die sets to crimp other AMP® product lines, contact the Technical Support Center at 1-800-522-6752.

**\* T-HEAD Crimper  
Part No. 217202-1**



Used to apply 22-14 AWG [0.3-2 mm<sup>2</sup>] PIDG Terminals and Splices and PLASTI-GRIP Terminals. (Equivalent to T-HEAD Hand Tool Part Nos. 59170 and 59250.)

**Dual Modular Plug Adapter  
Part No. 318510-1**



Accepts **two** die sets. Used to apply Modular Plugs to cable with 28-24 AWG [0.08-0.2] conductors. (Equivalent to Modular Plug Hand Tool Frame Part No. 2-231652-0.)

Modular Plug Style	Die Set Part No.
8-Pos. Line (RJ45)	853400-1
	1-853400-2†
4-Pos. Handset (RJ22)	853400-3
6-Pos. Offset-Latch	853400-6
6-Pos. Long Body (RJ11 LB)	853400-7
	853400-8
4-, 6-Pos. Line (RJ12, RJ11)	1-853400-1†
8-Pos. High Performance (Cat. 5)	1-853400-0

† For non-AMP modular plugs.

