




Screw connectors for low and medium voltage



Screw through connector.



Screw terminal.

Elpress screw terminals and connectors are used at low and medium voltages and for

- stranded and solid Al- and Cu conductor, **but not for flexible conductors**
- round cross sections 16 mm² up to 630 mm²
- sector cross sections 16 mm² up to 240 mm²
- up to 36 kV

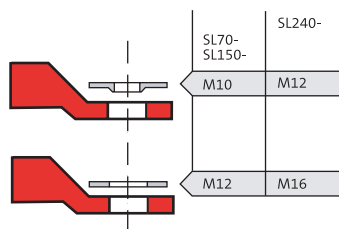
The proper connection between the conductor and the screw connector is achieved when the barrel screws are fastened to a pre-determined torque. The fastening tool acts on a partly threaded nut, acting as a screw head, which may be placed on either side of the screw, see picture. Hereby two effective screw lengths can be chosen and the connector can take a greater cross section area range. The correct torque and position is achieved when the screw breaks at the groove.

The terminal barrel and the through connectors are produced from hardened alloy aluminium. The terminals are of bi-metal type with a friction welded Cu neck and palm, see picture.

To hold the screw connectors/terminals during fastening, the hand tool **ISL2201** is used.

Elpress screw terminals and connectors are supplied in sealed plastic bags with detailed instructions for use.

6



Screw connectors and terminals

By means the enclosed special washers for Elpress screw terminals, two bolt dimensions may be used in one palm hole size, see picture and table below. The required stocking of different terminals for different bolts is hereby heavily reduced.

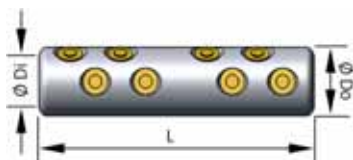
Stranded and solid conductors area, mm ²	Type	Connector Cat. no.	Terminal M12, M10	Terminal M16, M12	Screw end	Fastening key size
16	round	SC70R70S	SL70R70S-10-12		Long	19
25	round	SC70R70S	SL70R70S-10-12		Long	19
	sector	SC70R70S	SL70R70S-10-12		Long	19
35	round	SC70R70S	SL70R70S-10-12		Long	19
	sector	SC70R70S	SL70R70S-10-12		Long	19
50	round	SC70R70S	SL70R70S-10-12		Long	19
	sector	SC70R70S	SL70R70S-10-12		Long	19
70	round	SC70R70S	SL70R70S-10-12		Short	19
	sector	SC70R70S	SL70R70S-10-12		Short	19
95	round	SC150R95S	SL150R95S-10-12		Long	24
	sector	SC150R95S	SL150R95S-10-12		Long	24
120	round	SC150R95S	SL150R95S-10-12		Short	24
	sector	SC240R185S		SL240R185S-12-16	Long	24
150	round	SC150R95S	SL150R95S-10-12		Short	24
	sector	SC240R185S		SL240R185S-12-16	Long	24
185	round	SC240R185S		SL240R185S-12-16	Short	24
	sector	SC240R185S		SL240R185S-12-16	Long	24
240	round	SC240R185S		SL240R185S-12-16	Short	24
	sector	SC400R240S		SL400R240S*	Long	24
300	round	SC400R240S		SL400R240S*	Short	24
400	round	SC400R240S		SL400R240S*	Short	24
500	round	SC630R		SL630R*	Long	24
630	round	SC630R		SL630R*	Short	24

* Palm hole as requested



Through connectors 16 - 630 mm²

- connector barrel material: Al SS-EN AW 6082-T6
- screw material: brass EN CW 614 N
- partition to prevent fluid passing through
- voltage up to 36 kV
- meets the requirements of IEC-EN 61238-1:2003



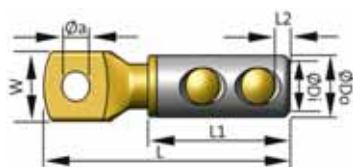
Screw connector	mm L	Do	Di
SC70R70S	100	21,5	11
SC150R95S	114	27	16
SC240R185S	144	33,5	20
SC400R240S	175	41,5	25,7
SC630R	210	49	33

Suitable for conductors as in table on previous page.
1 pcs screw connector per pack.

6

Screw terminals 16 - 630 mm²

- materials:
 - barrel: Al SS-EN AW 6082-T6
 - palm: Cu SS-EN CW 008A
 - screws: brass EN CW 614 N
- voltages up to 36 kV
- meets the requirements of IEC-EN 61238-1:2003
- the terminals are of bi-metal type to provide best possible connections to bus bars, apparatus terminals, etc.



Screw terminal	mm L	W	L1	L2	Do	Di	a
SL70R70S-10-12	103	25	59	10	21,5	11	13
SL150R95S-10-12	118,5	30	69	10	27	16	13
SL240R185S-12-16	140	30	85	12	33,5	20	17
SL400R240S	185	37	105	12	41,5	25,7	*
SL630R	243	55	129	12	49	33	*

Suitable for conductors as on previous pages; 1 pcs screw terminal per pack.
* Palm hole as requested

ISL2201, holding tool



To support the terminal or connector while fastening the shear off screws, the ISL2201 has been developed. The tool is produced from high strength material and is easily adjusted for barrel sizes up to 400 mm².

- weight 365 g